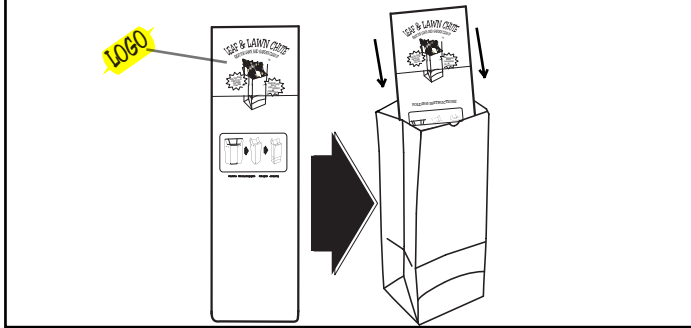


# LEAF & LAWN CHUTE™

## FOLDING INSTRUCTIONS

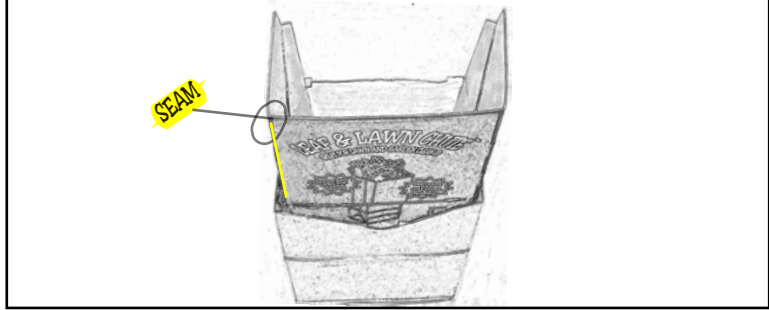
**OPEN BAG & INSERT FLAT WITH "LOGO" FACING YOU.**

1)



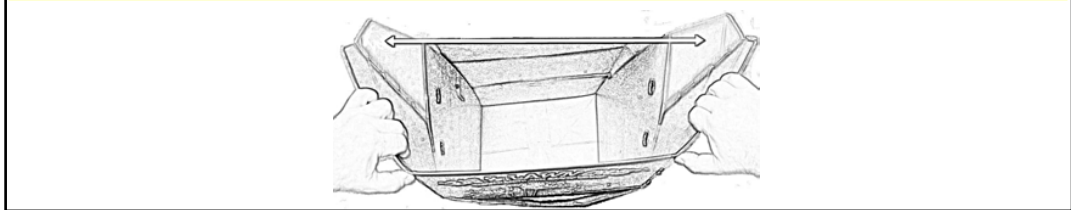
**UNFOLD BOTH SIDES UNTIL FLUSH AGAINST SIDES OF BAG.**

2)

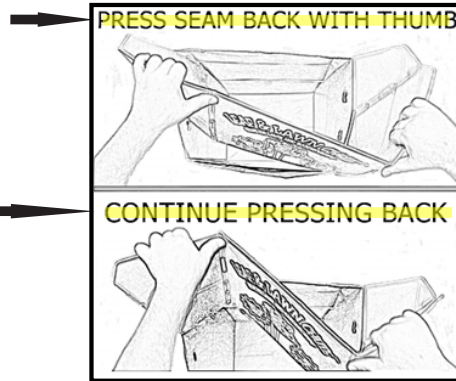


**PLACE HANDS ON THE TOP OF EACH SIDE, WITH THUMBS POSITIONED AT "SEAMS".**

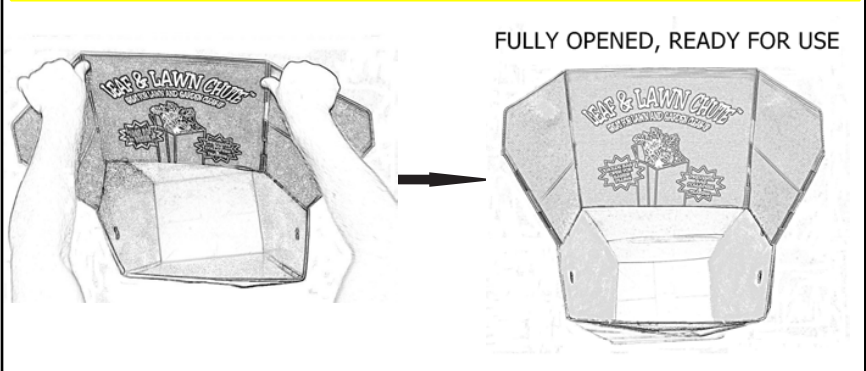
3)



4)



**REPEAT ON OTHER SIDE & PRESS UNTIL CHUTE POPS INTO PLACE.**



QUESTIONS?

CALL US AT  
727.820.0000

For additional instruction,  
including video demos,  
& care / use tips,  
please visit us at:  
[www.leafeasy.com](http://www.leafeasy.com)